

Noise suppressed starter for 30~40W on 200~250VAC mains or 100~130VAC mains in single lamp circuit, -20~+80°C, Class II, >10,000 switches

[1] Features

- (1) safe, sure, fast and every time lamp start even in the case of voltage fluctuations.
- (2) high precision made top quality starters with consistent performance more than 10,000 switches and satisfactory operation over a wide temperature range.
- (3) well controlled preheating of the lamp cathodes and adequate striking pulse voltage extend lamp life.
- (4) ultra-violet(UV) stabilised and flame-retardant(UL94V-0) polycarbonate(Makrolon) case:
 - ① protects the gradual erosion of the plastic, which may occur with normal plastic case, especially when exposed to bright light,
 - ② avoid burning.
- (5) the 2 dents on the top indicate the positions of the 2 pins for easy and fast installation and changeover, even in darkness.
- (6) suitable for protection class II, provides perfect electrical insulation.
- (7) most environmental friendly starter.

[2] Applications

30~40W, single lamp on 200~250VAC mains or 100~130VAC mains.

[3] Specifications

(1) General data

Applicable standard	IEC60155, JIS C7603
Voltage	200~250VAC or 100~130VAC *100~130VAC: Auto-transformer circuit
Rated lamp wattage	30~40W
Operating mode	Single
Circuit	Lead/Lag
Life time	≥10,000 switches
Operating ambient temperature range	-20~+80°C
Base	2 pin

(2) Performance data (at 24°C, RH 64%)

Required time for lighting	bright place (≥5 lx)	1~2sec. at 200V
	dark place	3~4sec. at 200V
Preheating time		1~2sec.
Lamp starting voltage		180V
Non-reclosure voltage		138V
Pulse voltage		900V min.
High temperature characteristics (the lamp is operated, while the ambient temperature of the starter is maintained at 60~65°C for 2 hours.)		The contacts of stater shall not be closed.
Insulation resistance (between the both pins of base and external metallic parts at 500VDC)		≥100MΩ
Dielectric withstand voltage (between the both pins of base and external metallic parts)		1,500Vrms 50/60Hz for 1 min.
Turn-on and turn-off operation durability (10,000 cycles each consists of 25sec. on and 35sec off)		The starter shall be capable of operating the lamp within 10 sec..
Continuous operation durability (the starter is operated for 8 hours)		The contacts of the stater shall not cause permanent welding.
Adhesive strength of base		0.6N.m
Mechanical strength		no fracture
Capacitor	Moisture and voltage proof (After having been kept for 48 hours at 20~27°C, RH 91~95%, then 1,000VDC is applied and gradually raised.)	The capacitor shall withstand the 2,000VDC.
	Smoking and igniting (AC voltage is gradually raised to cause dielectric breakdown.)	The capacitor shall not cause smoking or igniting within 5 min..

[4] Ordering/part number information

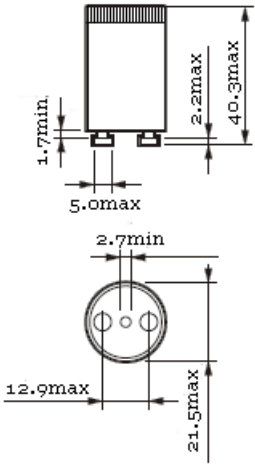
FS	4	PC	BR	FR	2
-----------	----------	-----------	-----------	-----------	----------

- (1) Symbol expressing fluorescent lamp starter
- (2) Symbol expressing class of fluorescent lamp starter
- (3) Symbol expressing type of case:
 - PC**: Polycarbonate(Makrolon) case, UV stabilised with UL94V-0
- (4) Symbol expressing type of pin:
 - BR**: Brass pin.
- (5) Symbol expressing flammability rating of base
 - FR**: ANSI NEMA Grade FR-1: Flame resistance (UL flammability 94V-0)
- (6) Symbol expressing type of base

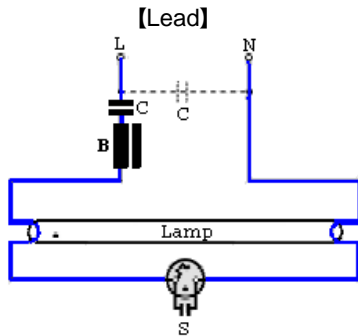
2: for plastic case with dia. 19.6mm

*For further details, refer to (5) Ordering/part number information in [General technical information of fluorescent lamp starters.](#)

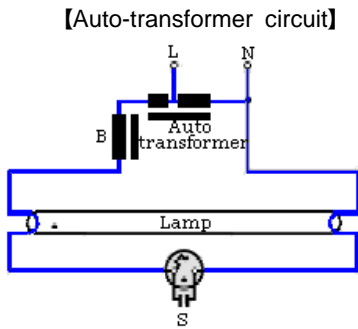
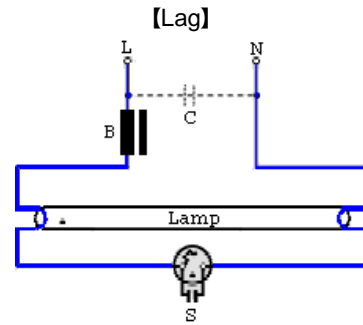
[5] Dimensions in mm



[6] Circuit



L,N: AC mains
 B: Ballast
 C: Compensation capacitor
 (if required)
 S: Starter



*For further details, refer to [General technical information of fluorescent lamp starters.](#)